

# HALL 1

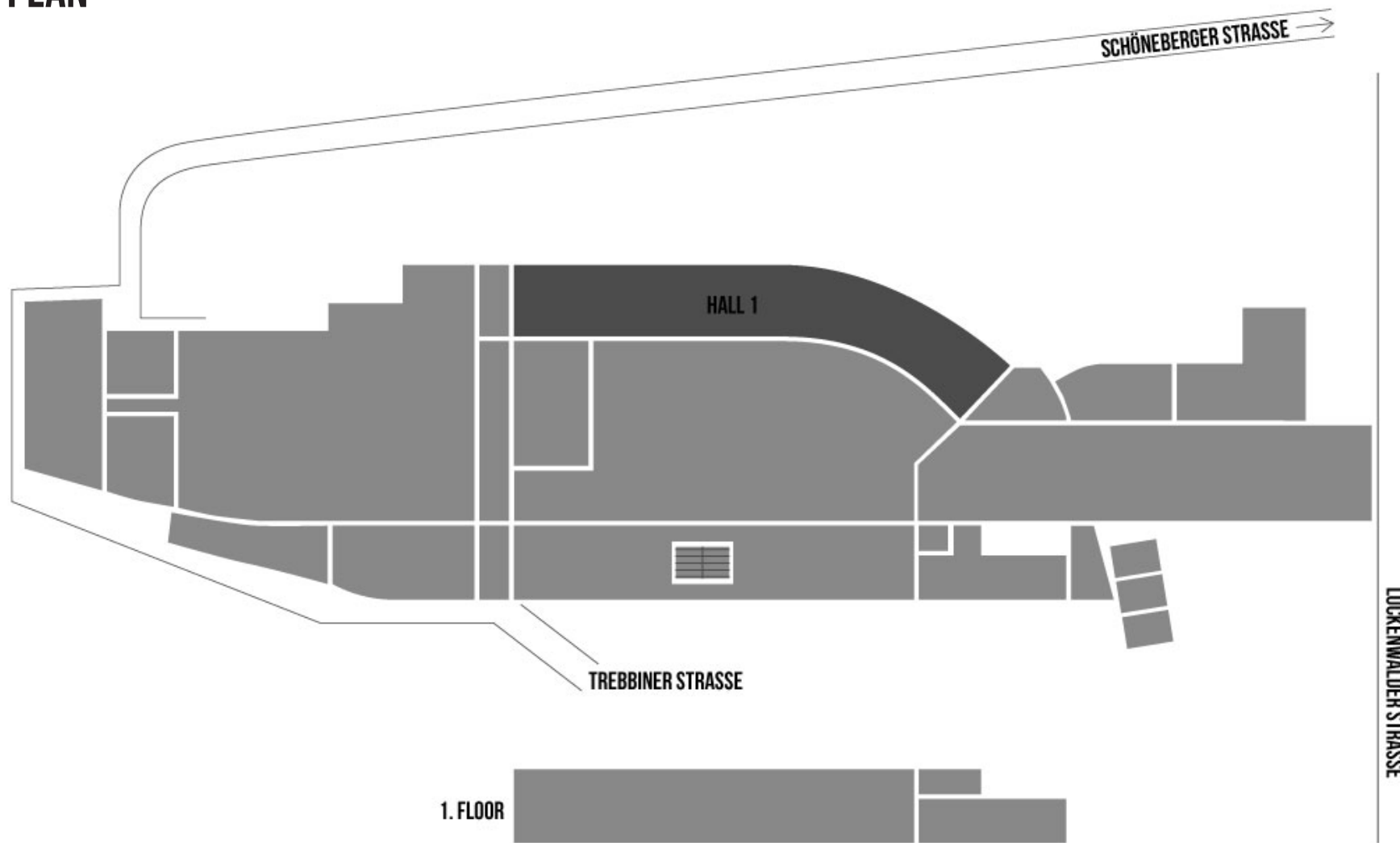
STATION-BERLIN | EIGHTHALLS, 23.000 SQUARE METRES OF SPACE. INFINITE POSSIBILITIES.




STATION BERLIN

# HALL 1

## GROUND PLAN







# HALL 1

## INFO

The former parcel distribution facility is considered the location's hallmark site.

Because of its elongated shape (with a slight bend), it is also affectionately referred to as the "Banana Hall".






# HALL 1

## USE

An elongated structure with a slight curve in the forward quarter; we affectionately refer to Hall 1 as “Banana Hall”.

It offers some surprising perspectives, can be conveniently subdivided and is sufficiently high enough to realize multi-story installations.





# HALL 1

## FACTS

Floor space	2.600 sqm
Dimensions	130 x 20 m
Clearance height	11,50 m
Crossbeam height	7,70 m
Level	Ground Floor

## SEATING\*

Row	1.200 Seats
Banquet	980 Seats
Without seating	2.300 Standing

## OTHER

Power	Yes
Water	Yes
LAN/WiFi	Yes/Yes
Truck/car access (via ramp)	No/Yes
Heating/Cooling	Yes/Yes
Blackout	Optional

\*Reference point. The maximum room capacity depends on the specific room concept and has always be considered individually.